

## Parking at Allegheny Reproductive Health Center

### General Information:

- Parking is available at street meters and at metered neighborhood lots
- Can pay at either using credit card, coins, or the Go Mobile PGH App
- See next page for instructions to download app

### Option 1:

#### Park at a Metered Neighborhood Lot

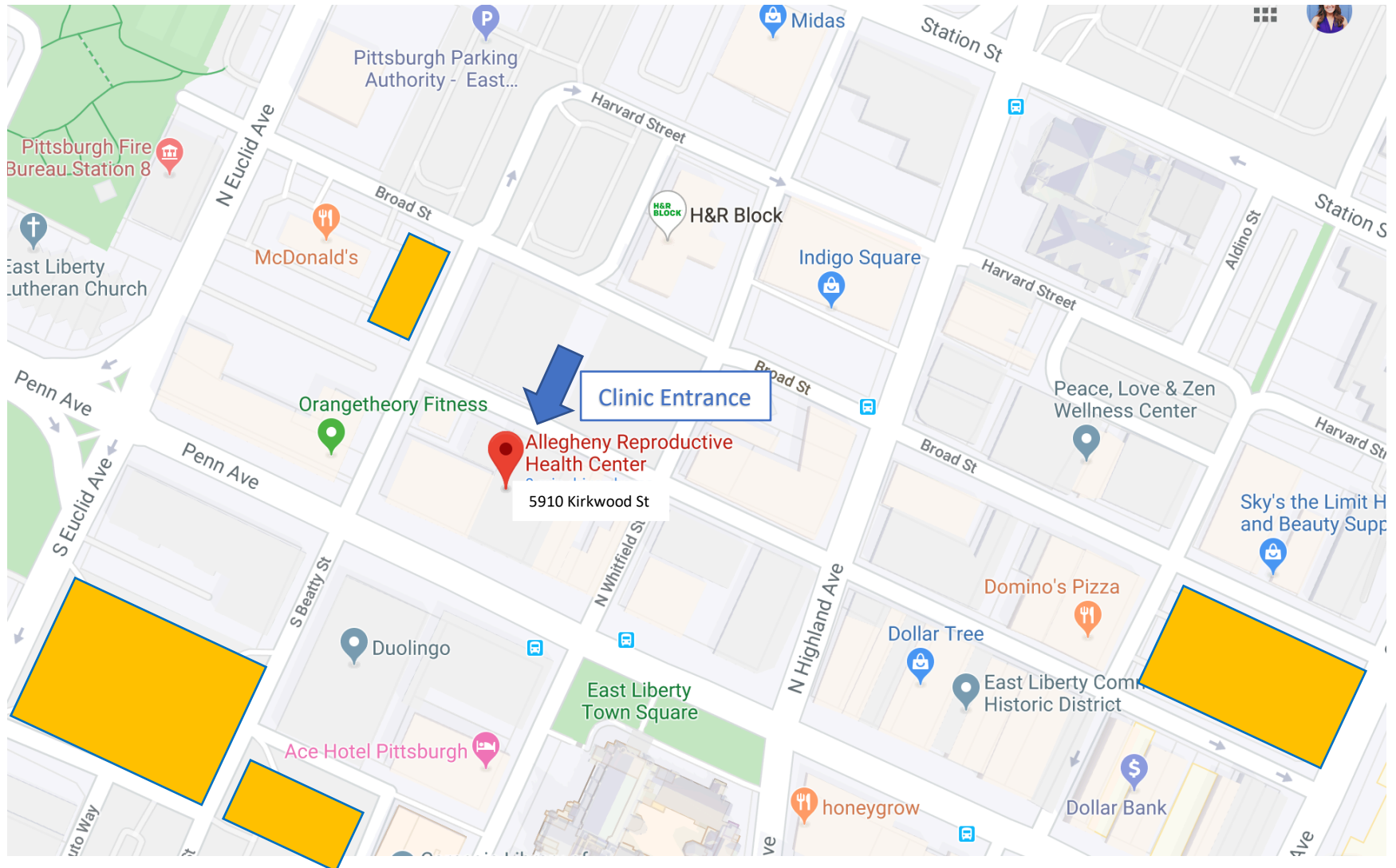
Neighborhood metered lots are indicated on the map below as **yellow boxes**

Can pay for up to 12 hours of parking

### Option 2: Park at any street meter

Street meters are available on most streets near the clinic

Can pay for up to 2 hours of parking; can be reloaded every 2 hours at the meter or on the parking app



Download the App now:



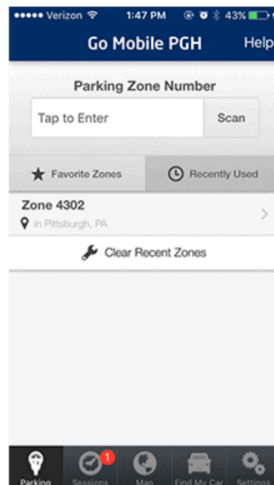
## HOW IT WORKS

- Look for the Go Mobile PGH sign.
- Once registered, use the Go Mobile PGH app to enter in the zone number listed on the sign.
- That's it! And just to make life easier, you can opt-in to receive a notification 15 minutes before your parking session is set to expire.



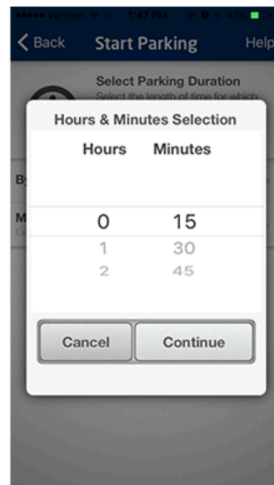
## How to Pay with the GO MOBILE PGH App

1



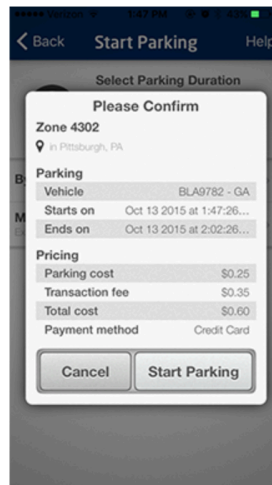
Once you've registered, enter in Zone# located on stickers & signs on the meters

2



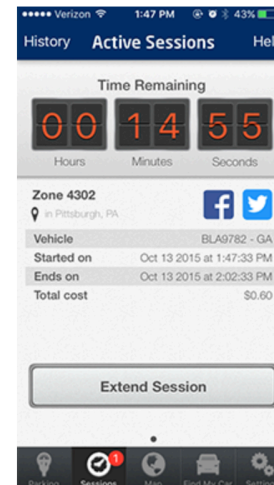
Depending on your area, choose the duration you wish to park

3



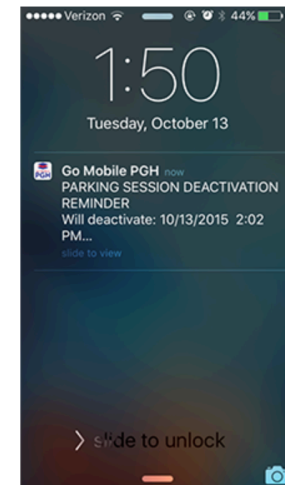
Confirm your information, including Location, License Plate#, time, and cost

4



A ticker will show up counting down your time remaining, & in some locations, you may extend your session remotely

5



Option to receive expiration alerts 15 minutes prior to your parking expiring